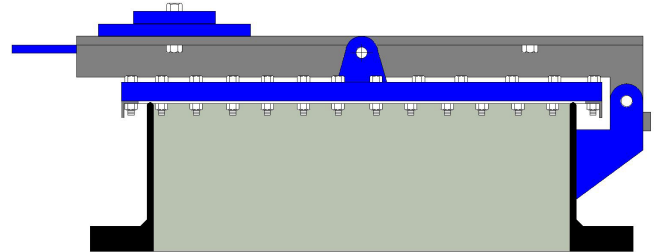


## Product Highlights

---

- Weight Loaded
- Standard Pressure settings + 4 mbarg to 140 mbarg
- Size range 8" ( 200 mm) - 36" ( 900 mm )
- Standard body materials - Aluminium, Carbon steel, Stainless steel
- Standard trim material - Stainless steel
- Diaphragm material - PTFE
- Flanges - Drilled only API / ANSI / DIN / JIS / Specials
- Hinged cover ensures automatic re seat
- Steam Jackets
- Proximity Switches to indicate pallet lift
- Alternative materials for hazardous applications
- Non standard applications consult factory



B400

## Features

---

### Low cost maintenance

Lightweight design provides easy handling whilst interchangeable components ensure standard parts are easily replaced

### Testing / Quality

All products are factory tested and fully certified.

### Self Draining

All products are designed so that any condensate drains away from seating areas.

### Low leakage

Standard seating design ensures minimum leakage of less than 1 scfh at 90% of set pressure.

### Internal Parts

Internal parts are stainless steel as standard. Non standard materials available upon request.

### Connections

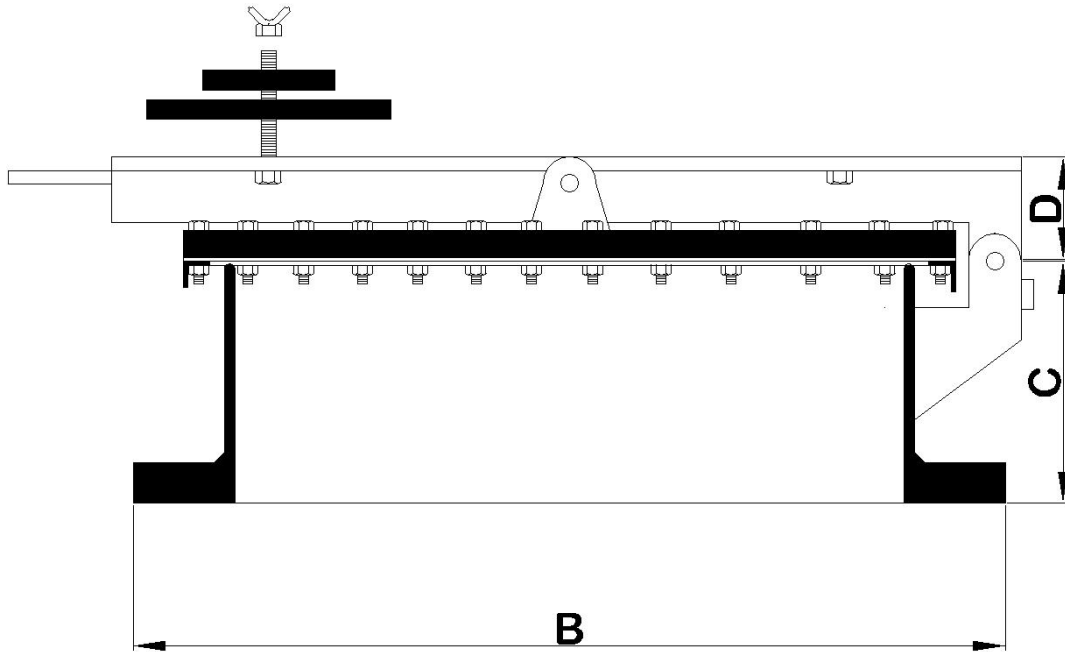
All valves are supplied with full form flanges to meet individual requirements. Other connections are available upon request.

### Non Standard Applications

There are numerous options available for special applications. Exotic materials such as Hastelloy and various plastics can be offered to suit the most hazardous of environments. Special coatings can be applied for extreme service. For low temperature duties, internal parts can be PTFE coated to prevent seizure.

**See separate section in catalogue.**

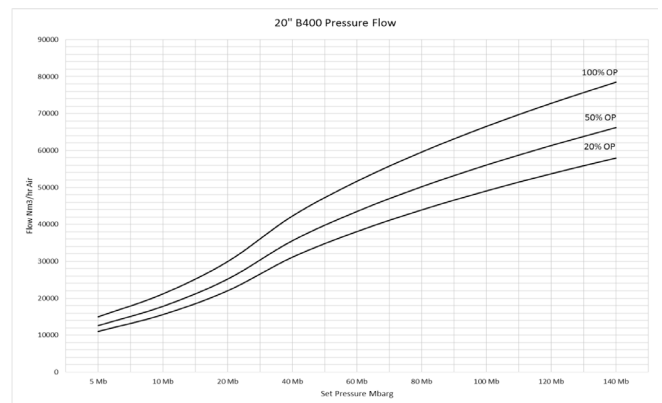
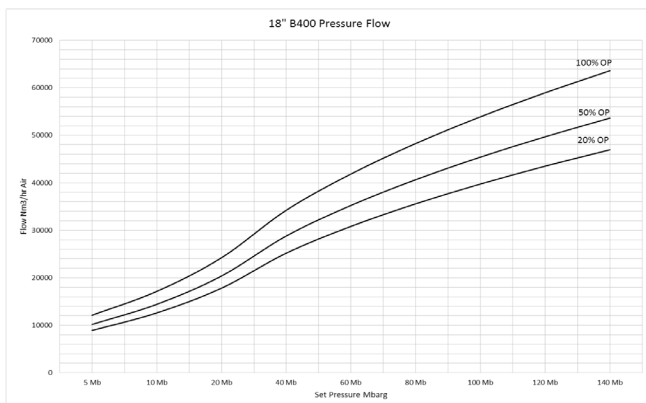
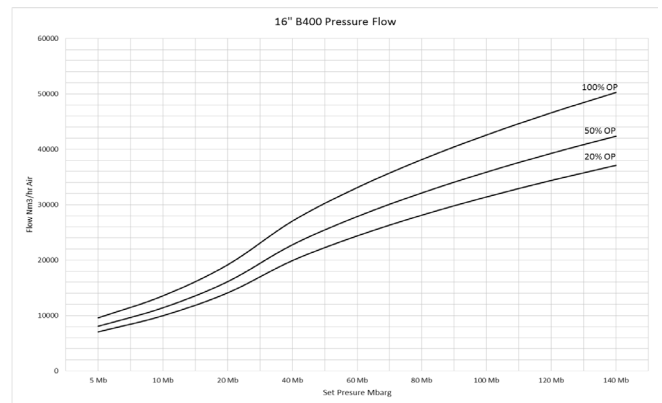
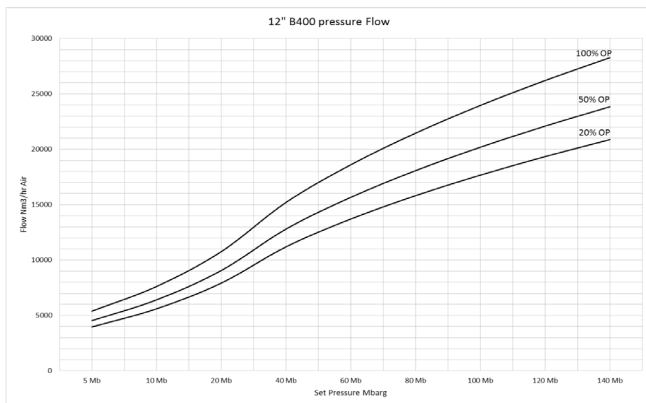
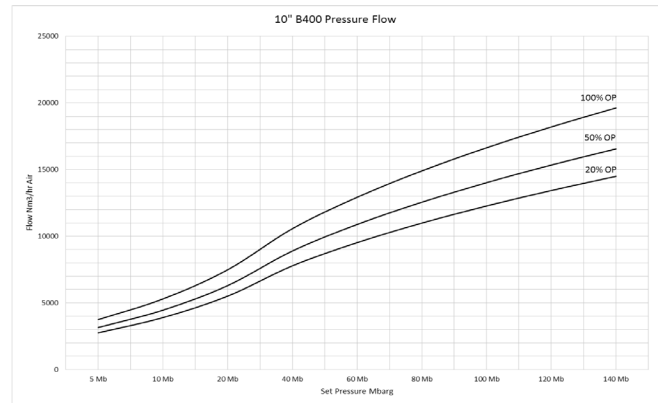
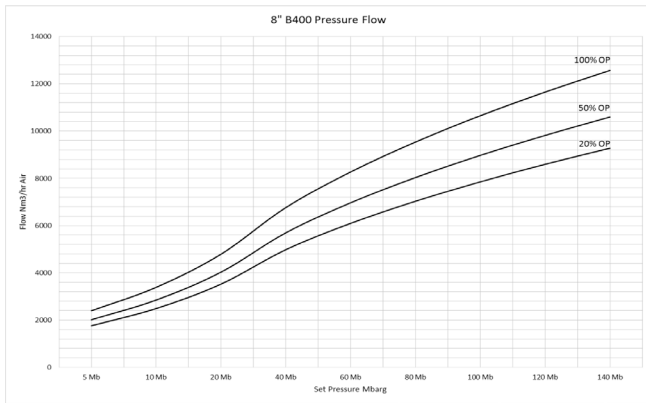
\* All products are subject to continuous development and subsequently 3B Controls reserve the right to change specifications outlined in this catalogue without notification.



## Dimensions

NOM SIZE	A	B	C	D
200 (8")	203	343	185	40
250 (10")	254	406	205	40
300 (12")	305	483	205	40
400 (16")	406	597	205	40
450 (18")	457	635	205	40
508 (20")	508	699	205	40
600 (24")	610	813	205	40
750 (30")	762	984	205	40
900 (36")	920	1168	205	40

# B400 Series Pressure Relieving Manways



# B400 Series Pressure Relieving Manways

